Corelite™

CLASS R

Product Catalog

Recessed, Retrofit and Surface Mount Lighting Solutions

COOPER Lighting



CLASS R

Recessed lighting redefined...

Corelite's Class R series offers a unique approach to lighting interior spaces by combining maximum energy performance with minimum fixture depth. The combination of profile and performance reduces carbon footprint while maintaining a high standard of lighting quality within a space. The Class R family offers luminaire profile depths as low as 1-7/8"… this is less than half of the height of traditional light fixtures. Simultaneously, less than half of the raw materials are utilized within the fixture construction which minimizes the burden on scarce natural resources.

RZ SERIES

again.

With the introduction of the RZ series to the Class R platform of luminaires there is an even greater opportunity to introduce style to a space while maintaining the high level of lighting and energy performance that characterizes Class R. In addition to RZ's new appearance, there are also many new lamp shielding options that improve luminaire efficiency for the most demanding watts-per-square-foot requirements. Finally, both the Class R and RZ are officially powered by Cooper Lighting's proprietary LED technology for linear lighting applications to ensure the absolute lightest carbon footprint by greatly improving the life of the luminaire without introducing mercury into the environment.

Engineered Lighting Performance

Both the Class R and the RZ series offer 5 unique center shielding options that diffuse lamp image brightness while delivering high luminaire efficiency. Luminaire efficiency is critical to meeting the energy constraints of our culture, and at the same time addresses the core principles of sustainable design by simply doing more with less.

Corelite has built a team that understands all of the elements necessary to achieving high efficiency results. These key elements are optical design, thermal management and material selection. Each of these areas of design and engineering are methodically employed into every Corelite luminaire to insure maximum performance.

Micro Baffle (R3-WB)

Micro Baffle (Z3-WB)

Frosted Prismatic Lens (R3-WL)

Frosted Prismatic Lens (Z3-WL)

NEW

Nano Prism (R3-WN)

NEW

Nano Prism (Z3-WN)

NEW

Round Perf (R3-WD)

High light transmission acrylic perf insert

NEW

Round Perf (Z3-WD)

High light transmission acrylic perf insert



NEW

Rectangular Perf (R3-WG)

High light transmission acrylic perf insert

NEW

Rectangular Perf (Z3-WG)

High light transmission acrylic perf insert

T8 Fluorescent Lamp

Architectural Linear Module (ALM)

Developed by Cooper Lighting's Innovation Team

LED is finally here...
However, fluorescent's work is not done.

The Class R product series now offers Cooper Lighting's proprietary LED technology (ALM Module) designed for linear lighting applications. This state-of-the-art, low-power, low brightness solid state technology matches the delivered lumens per watt of most* fluorescent luminaires while improving upon fluorescent sources with regard to CRI (88) and rated system life (50,000 hrs).

Given the performance growth curve of LED technology, the future will undoubtedly see an increase in LED luminaires in ambient lighting applications. However, LED technology will not instantly replace fluorescent sources. Fluorescent lamp sources will continue to be a viable mainstream solution for ambient lighting applications given their effective combination of luminous efficacy and excellent color rendering capabilities. Additionally, fluorescent lamp manufacturers are continuing to improve their T5 and T8 lamps by offering new lamp models with higher lumens per watt, lower input watts, longer life, and reduced mercury content.

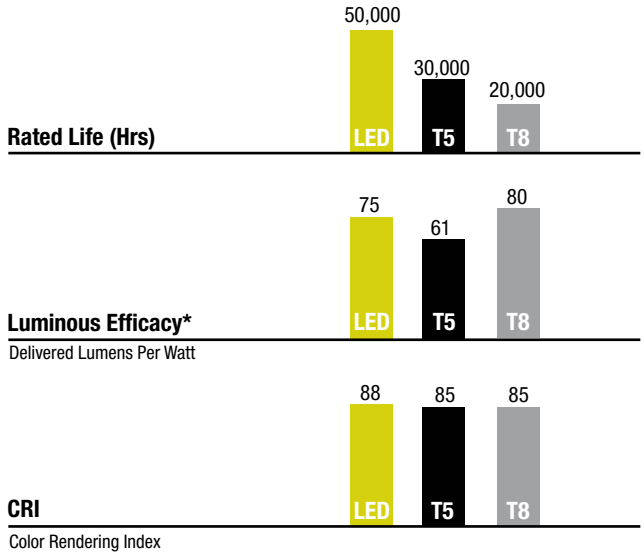

*Fluorescent data reflects average delivered lumens per watt of the following Corelite fluorescent products: R3-WL-2N5_24, R3-WL-2N5_22, R3-WL-2T5_24, R3-WL-2T5_22, R3-WL-2T8_24, and R3-WL-2T8_22. LED data per preliminary ALM module test results. Consult factory for photometric test data and additional information.

3 Low Depth Housings Minimize Plenum Interferences

The modern architectural structure continues to grow in complexity with regard to the systems that support the building. These systems can only be loaded into small ceiling plenums, leaving less room for lighting. The key benefit to Class R is it's low depth design which minimizes plenum interferences by taking up half of the depth of traditional 5-6" deep luminaires.

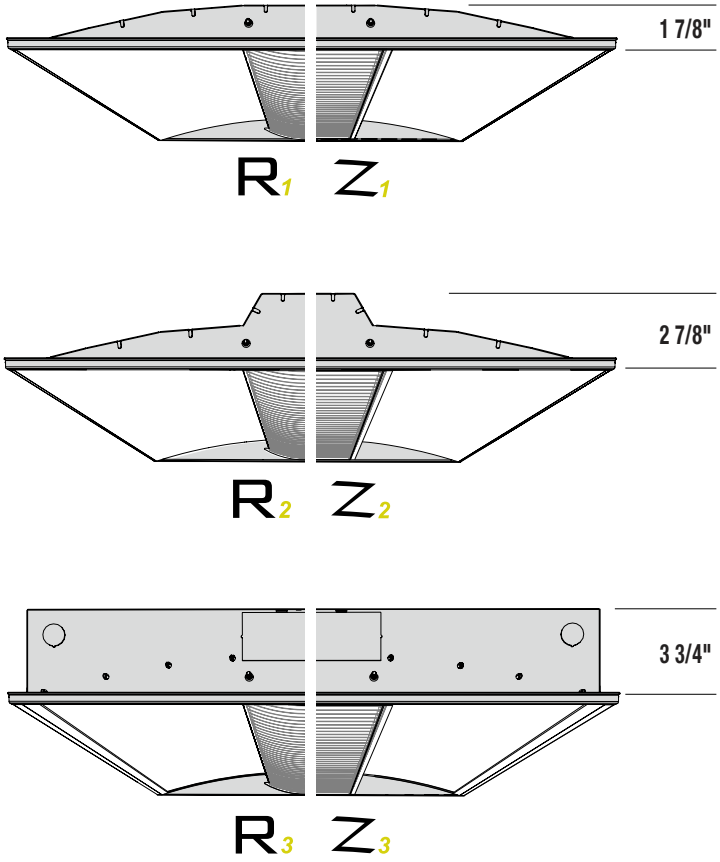

R1 / Z1 Housing

RECESSED

p. 12

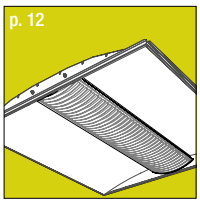

R1
Lamps: T5
Sizes: 2x4, 2x2, 1x4, 1x2
Shielding: WL, WB, WD, WG

p. 14

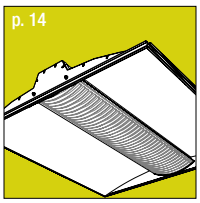

R2
Lamps: T5
Sizes: 2x4, 2x2, 1x4, 1x2
Shielding: WL, WB, WD, WG

p. 16

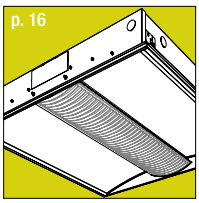

R3
Lamps: T5, T8, CFL, LED
Sizes: 2x4, 2x2, 1x4, 1x2
Shielding: WL, WB, WD, WG, WN

p. 18



R-Mini
Lamps: CFL, LED
Sizes: 1x1
Shielding: WL, WB, WD, WG, WN

p. 20

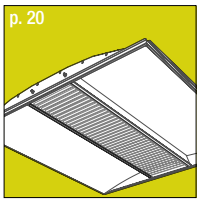

Z1
Lamps: 2T5
Sizes: 2x4, 2x2, 1x4, 1x2
Shielding: WL, WB, WD, WG, WN

p. 22

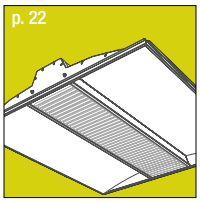

Z2
Lamps: T5
Sizes: 2x4, 2x2, 1x4, 1x2
Shielding: WL, WB, WD, WG, WN

p. 24

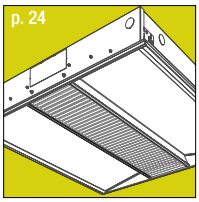

Z3
Lamps: T5, T8, CFL, LED
Sizes: 2x4, 2x2, 1x4, 1x2
Shielding: WL, WB, WD, WG, WN

p. 26

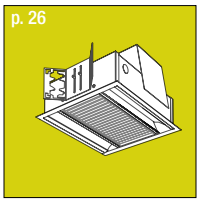

Z-Mini
Lamps: CFL, LED
Sizes: 1x1
Shielding: WL, WB, WD, WG, WN

RETROFIT

p. 30

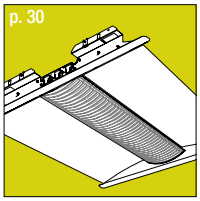

R2R
Lamps: T5
Sizes: 2x4, 2x2
Shielding: WL

SURFACE

p. 34

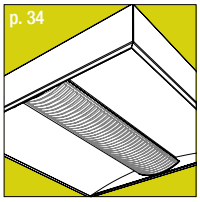

R2
Lamps: T5
Sizes: 2x4, 2x2, 1x4
Shielding: WL, WB, WD, WG

p. 36

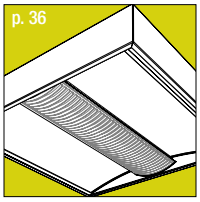

R3
Lamps: T5, T8, CFL, LED
Sizes: 2x4, 2x2, 1x4
Shielding: WL, WB, WD, WG, WN

p. 38

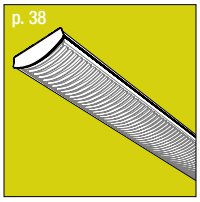

Rap
Lamps: T5
Sizes: 4' LINEAR
Shielding: WL, WB, WD, WG

p. 40

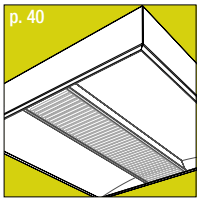

Z2
Lamps: T5
Sizes: 2x4, 2x2, 1x4
Shielding: WL, WB, WD, WG,WN

p. 42

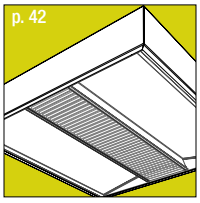

Z3
Lamps: T5, T8, CFL, LED
Sizes: 2x4, 2x2, 1x4
Shielding: WL, WB, WD, WG, WN

Corelite™

Custom Suspended R3 Surface Mount

R E C E S S E D

Baggag

R1

Recessed Direct Luminaire
General Lighting Applications
Fluorescent

Micro Baffle
R1-WB

Linear Prismatic
R1-WL



Rectangular Perf
R1-WG

Round Perf
R1-WD

Companion Products



R Mini 1x1 LED

R2 Surface Mount 2x2

Class RS



R2R Retrofit

Features



Air Return

Anti-Microbial Paint

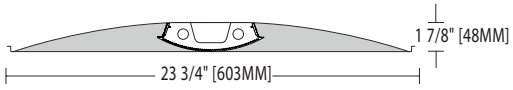

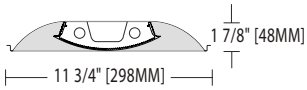

2x2 2x4 1x4 1x2

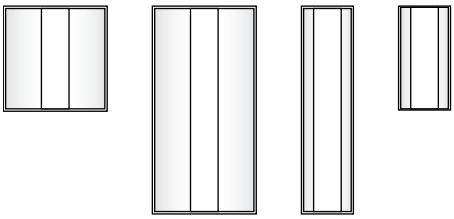

Construction Die-formed 20 gauge cold rolled steel housing and 22 Gauge pre-paint gear tray offers ballast access from below. **Lens Assembly** Lens assemblies positively snap to injection molded features at fixture ends for access to lamps. **Linear Prismatic Lens (WL)** High light transmission frosted prismatic acrylic lens with UV inhibitors minimizes lamp image and ensures efficient light distribution. **Micro Baffle (WB)** High light transmission clear prismatic acrylic outer lens contains injection molded acrylic inner baffle. Each component contains UV inhibitors. The lens assembly minimizes lamp image and ensures efficient light distribution. **Perf (WD/WG)** High light transmission clear acrylic outer lens contains acrylic frosted sheet inlay with perf pattern. Each component contains UV inhibitors. The lens assembly minimizes lamp image and ensures efficient light distribution. **Electrical** T5/T5HO fixtures use UL/CSA certified Class P, T5/T5HO program rapid start universal voltage electronic ballasts, power factor of 97% with less than 10% THD. Fixtures and electrical components certified to UL, CUL and CSA standards. **Finish** Fixtures finished with high reflectance white electrostatically applied polyester powder coat paint. **Mounting** Standard flange works with most lay-in ceiling types. Integral pry-out tabs secure luminaire to ceiling grid. Fixture offers tie-in locations for tie-wire on all corners, consult local code for appropriate tie-wire recommendations. **Concealed Ceiling Note**: Class R may be installed into inaccessible ceilings (sheet rock, wood panel, etc.) with the Metalux DFW series drywall frame-in kit, ordered separately. Specify "CC" for the Corelite Ceiling Type. 1x4-Metalux #DF-14W-U. 2x4-Metalux #DF-24W-U. 2x2-Metalux #DF-22W-U.

ORDERING INFORMATION:
SAMPLE NUMBER: R1-WL-2N5-1C-120-22-T1

SERIES	**R1**=Class R1 Series Recessed (1 7/8")	
REFLECTOR	**W**=White	
SHIELDING	**B**=Micro Baffle **D**=Round Perf Inlay **G**=Rectangular Perf Inlay **L**=Linear Prismatic Lens	
NUMBER OF LAMPS	Fluorescent **2**=2 Lamps	
LAMP TYPE	Linear Fluorescent **N5**=T5 Normal Output **T5**=T5 High Output	
NUMBER OF CIRCUITS*	**1**=1 Circuit	
WIRING*	**C**=Standard Circuit **B**=Battery **D**=Dimming / Step Dimming (see OPTIONS)	**E**=Emergency **Y**=Daylight **T**=Nightlight
VOLTAGE*	**120**=120V **277**=277V **347**=347V **UNV**=Universal (120V-277V)	
SIZE	**24**=2'x4' **22**=2'x2' **14**=1'x4' **12**=1'x2'	
CEILING TYPE	**T1**=1" Grid, Slot-Grid, 9/16" Tegular **T9**=9/16" Grid **CC**=Concealed Ceiling (see note)	
OPTIONS*	**AR**=Air Return **CP**=Chicago Plenum **NY**=New York City Construction **AM**=Anti-Microbial Coating	**W6**=6' Whip Flex **W12**=12' Whip Flex **SD**=Step Dimming

RECESSED

PROJECT NAME: TYPE:

CATALOG #:

* Not all options available. Please consult your Cooper Lighting Representative for availability and technical information.

Specifications and dimensions subject to change without notice.

R2

Recessed Direct Luminaire
General Lighting Applications
Fluorescent

Linear Prismatic
R2-WL

Micro Baffle
R2-WB



Rectangular Perf
R2-WG

Round Perf
R2-WD

Companion Products



R Mini 1x1 LED

R2 Surface Mount 2x2

Class RS



R2R Retrofit

Features



Air Return

Anti-Microbial Paint

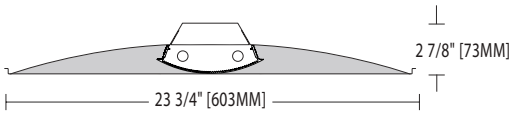

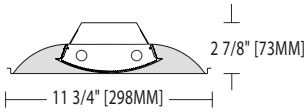

2x2 2x4 1x4 1x2

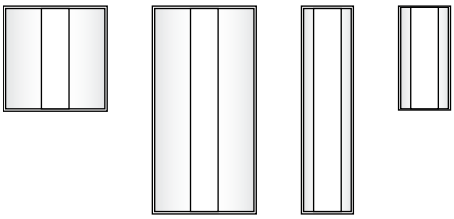

Construction Die-formed 20 gauge cold rolled steel housing and 22 Gauge pre-paint gear tray offers ballast access from below. **Lens Assembly** Lens assemblies positively snap to injection molded features at fixture ends for access to lamps. **Linear Prismatic Lens (WL)** High light transmission frosted prismatic acrylic lens with UV inhibitors minimizes lamp image and ensures efficient light distribution. **Micro Baffle (WB)** High light transmission clear prismatic acrylic outer lens contains injection molded acrylic inner baffle. Each component contains UV inhibitors. The lens assembly minimizes lamp image and ensures efficient light distribution. **Perf (WD/WG)** High light transmission clear acrylic outer lens contains acrylic frosted sheet inlay with perf pattern. Each component contains UV inhibitors. The lens assembly minimizes lamp image and ensures efficient light distribution. **Electrical** T5/T5HO fixtures use UL/CSA certified Class P, T5/T5HO program rapid start universal voltage electronic ballasts, power factor of 97% with less than 10% THD. Fixtures and electrical components certified to UL, CUL and CSA standards. **Finish** Fixtures finished with high reflectance white electrostatically applied polyester powder coat paint. **Mounting** Standard flange works with most lay-in ceiling types. Integral pry-out tabs secure luminaire to ceiling grid. Fixture offers tie-in locations for tie-wire on all corners, consult local code for appropriate tie-wire recommendations. **Concealed Ceiling Note**: Class R may be installed into inaccessible ceilings (sheet rock, wood panel, etc.) with the Metalux DFW series drywall frame-in kit, ordered separately. Specify "CC" for the Corelite Ceiling Type. 1x4-Metalux #DF-14W-U. 2x4-Metalux #DF-24W-U. 2x2-Metalux #DF-22W-U.

ORDERING INFORMATION:
SAMPLE NUMBER: R2-WL-2N5-1C-120-22-T1

SERIES	**R2**=Class R2 Series Recessed (2 7/8")	
REFLECTOR	**W**=White	
SHIELDING	**B**=Micro Baffle **D**=Round Perf Inlay **G**=Rectangular Perf Inlay **L**=Linear Prismatic Lens	
NUMBER OF LAMPS	Fluorescent **1**=1 Lamp **2**=2 Lamps **3**=3 Lamps	
LAMP TYPE	Linear Fluorescent **N5**=T5 Normal Output **T5**=T5 High Output	
NUMBER OF CIRCUITS*	**1**=1 Circuit	
WIRING*	**C**=Standard Circuit **B**=Battery **D**=Dimming / Step Dimming (see OPTIONS)	**E**=Emergency **Y**=Daylight **T**=Nightlight
VOLTAGE*	**120**=120V **277**=277V **347**=347V **UNV**=Universal (120V-277V)	
SIZE	**24**=2'x4' **22**=2'x2' **14**=1'x4' **12**=1'x2'	
CEILING TYPE	**T1**=1" Grid, Slot-Grid, 9/16" Tegular **T9**=9/16" Grid **CC**=Concealed Ceiling (see note)	
OPTIONS*	**AR**=Air Return **CP**=Chicago Plenum **NY**=New York City Construction **AM**=Anti-Microbial Coating	**W6**=6' Whip Flex **W12**=12' Whip Flex **SD**=Step Dimming

PROJECT NAME: TYPE:

CATALOG #:

* Not all options available. Please consult your Cooper Lighting Representative for availability and technical information.

Specifications and dimensions subject to change without notice.

R3

Recessed Direct Luminaire
General Lighting Applications
Fluorescent / LED

LED

Nano Prism
R3-WN

Linear Prismatic
R3-WL

Micro Baffle (fluorescent only)
R3-WB



Rectangular Perf
R3-WG

Round Perf
R3-WD

Companion Products



R Mini 1x1 LED

R3 Surface Mount 2x2

Class RS

Features

LED



Air Return

Anti-Microbial Paint

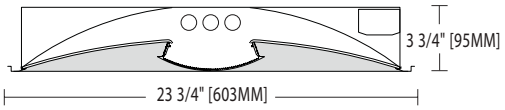

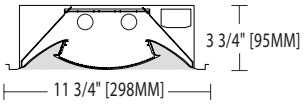

2x2 2x4 1x4 1x2

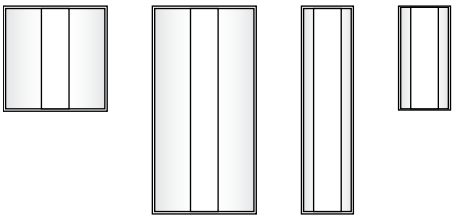

Construction Die-formed 20 gauge cold rolled steel housing with pre-paint inner reflectors and 2 acrylic side lenses secured to housing with injection molded retention features at fixture ends. **Center Lens Assembly** Lens assemblies positively snap to injection molded features at fixture ends for access to lamps. **Linear Prismatic Lens (WL)** High light transmission frosted prismatic acrylic lens with UV inhibitors minimizes lamp image and ensures efficient light distribution. **Micro Baffle (WB)** High light transmission clear prismatic acrylic outer lens contains injection molded acrylic inner baffle. Each component contains UV inhibitors. The lens assembly minimizes lamp image and ensures efficient light distribution. (fluorescent only) **Nano Prism (WN)** High light transmission clear acrylic outer lens contains acrylic frosted sheet inlay. Each component contains UV inhibitors. The lens assembly minimizes lamp image and ensures efficient light distribution. **Perf (WD/WG)** High light transmission clear acrylic outer lens contains acrylic frosted sheet inlay with perf pattern. Each component contains UV inhibitors. The lens assembly minimizes lamp image and ensures efficient light distribution. **Electrical** T5/T5HO fixtures use UL/CSA certified Class P, T5/T5HO program rapid start universal voltage electronic ballasts, power factor of 97% with less than 10% THD. CFL fixtures use UL/CSA certified Class P, CFL program rapid start and instant start universal voltage electronic ballasts, power factors between 90%-110% depending on lamp wattage and supply voltage, with less than 10% THD. T8 fixtures use UL/CSA certified Class P,265ma T8 instant start universal voltage electronic ballasts. Power factor of 95% with less than 10%THD. LED fixtures use .92 power factor UL 1310 Class 2 AC to DC driver with built-in dimming. Proprietary Integral LED lamp modules are easily replaceable in the field. Fixtures and electrical components certified to UL, CUL and CSA standards. **Finish** Fixtures finished with high reflectance white electrostatically applied polyester powder coat paint. **Mounting** Standard flange works with most lay-in ceiling types. Integral pry-out tabs secure luminaire to ceiling grid. Fixture offers tie-in locations for tie-wire on all corners, consult local code for appropriate tie-wire recommendations. **Concealed Ceiling Note**: Class R may be installed into inaccessible ceilings (sheet rock, wood panel, etc.) with the Metalux DFW series drywall frame-in kit, ordered separately. Specify "CC" for the Corelite Ceiling Type. 1x4-Metalux #DF-14W-U. 2x4-Metalux #DF-24W-U. 2x2-Metalux #DF-22W-U.

ORDERING INFORMATION:
SAMPLE NUMBER: R3-WL-2N5-1C-120-22-T1

SERIES	R3=Class R3 Series Recessed (3 3/4")	
REFLECTOR	W=White	
SHIELDING	B=Micro Baffle (fluorescent only) D=Round Perf Inlay G=Rectangular Perf Inlay L=Linear Prismatic Lens N=Nano Prism Lens	
NUMBER OF LAMPS	Fluorescent 1=1 Lamp 2=2 Lamps 3=3 Lamps	LED (2x2 3500k) 1=2400 lms 2=3200 lms Preliminary data, consult factory for up to date information.
LAMP TYPE	Linear Fluorescent T8=T8 N5=T5 Normal Output T5=T5 High Output Long Compact Fluorescent (2X2) 40= 40 Watt CFL 50= 50 Watt CFL 55= 55 Watt CFL 80= 80 Watt CFL	LED (2x2) L30=LED 3000K L35=LED 3500K L40=LED 4000K
NUMBER OF CIRCUITS*	1=1 Circuit 2=2 Circuits	
WIRING*	C=Standard Circuit B=Battery D=Dimming / Step Dimming (see OPTIONS)	E=Emergency Y=Daylight T=Nightlight
VOLTAGE*	120=120V 277=277V 347=347V UNV=Universal (120V-277V)	
SIZE	24=2'x4' 22=2'x2' 14=1'x4' 12=1'x2'	
CEILING TYPE	T1=1" Grid, Slot-Grid, 9/16" Tegular T9=9/16" Grid CC=Concealed Ceiling (see note)	
OPTIONS*	AR=Air Return CP=Chicago Plenum NY=New York City Construction AM=Anti-Microbial Coating	W6=6' Whip Flex W12=12' Whip Flex SD=Step Dimming

RECESSED

PROJECT NAME: TYPE:

CATALOG #:

* Not all options available. Please consult your Cooper Lighting Representative for availability and technical information.

Specifications and dimensions subject to change without notice.

R mini



Recessed Direct Luminaire
General Lighting Applications
Fluorescent / LED

LED

Rectangular Perf
RM-WG

Nano Prism
RM-WN

Linear Prismatic
RM-WL

Micro Baffle (CFL only)
RM-WB

Round Perf
RM-WD

Companion Products



R1 Surface Mount 2x2

R3 Surface Mount 2x2

RS Surface Mount

Features

LED

Sheetrock Recessed Mounting

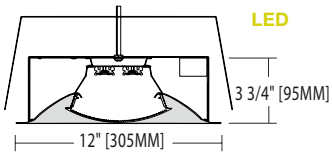

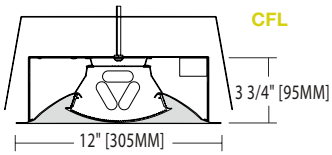

1x1

Construction Low profile housing die-formed 20 gauge cold rolled steel with integral one-piece 20 gauge gear tray. Optional welded and gasketed construction available for NY and Chicago Plenum applications. Air Return also available. **Reflectors** High reflectance white powder coat painted reflector system. **Center Lens Assembly** Lens assemblies positively snap to injection molded features at fixture ends for access to lamps. **Linear Prismatic Lens (WL)** High light transmission frosted prismatic acrylic lens with UV inhibitors minimizes lamp image and ensures efficient light distribution. Each component contains UV inhibitors. The lens assembly minimizes lamp image and ensures efficient light distribution. **Micro Baffle (WB)** High light transmission clear prismatic acrylic outer lens contains injection molded acrylic inner baffle. Each component contains UV inhibitors. The lens assembly minimizes lamp image and ensures efficient light distribution. (available for CFL only) **Nano Prism (WN)** High light transmission clear acrylic outer lens contains acrylic frosted sheet inlay. Each component contains UV inhibitors. The lens assembly minimizes lamp image and ensures efficient light distribution. **Perf (WD/WG)** High light transmission clear acrylic outer lens contains acrylic frosted sheet inlay with perf pattern. Each component contains UV inhibitors. The lens assembly minimizes lamp image and ensures efficient light distribution. **Electrical** For fixtures equipped with proprietary Cooper LED technology, modules are driven using universal voltage switch-mode LED drivers. For CFL lamping, fixtures use UL listed Class P, CFL program rapid start and instant start universal voltage electronic ballasts, power factors between 90%-110% depending on lamp wattage and supply voltage, with less than 10% THD. Fixtures and electrical components certified to UL and CUL standards. **Finish** Fixture housings are high reflectance white using electrostatically applied polyester powder coat paint. **Mounting** For concealed ceiling applications fixture utilizes integral spring mounting kit. Bar mount is supplied for standard ceiling grid applications. Integral pry-out tabs secure luminaire to ceiling grid from above. Fixture offers tie-in locations for tie-wire on all corners, consult local code for appropriate tie-wire recommendations.

ORDERING INFORMATION:
SAMPLE NUMBER: RM-WL-2L30-1C-11-120-T1

SERIES	**RM**=Class RM Series Recessed (3 3/4")	
REFLECTOR	**W**=White	
SHIELDING	**B**=Micro Baffle (CFL only) **D**=Round Perf Inlay **G**=Rectangular Perf Inlay **L**=Linear Prismatic Lens **N**=Nano Prism Lens	
NUMBER OF LAMPS	Fluorescent **1**=1 Lamp	LED (3500K) **1**=1200 lms **2**=2000 lms Preliminary data, consult factory for up to date information.
LAMP TYPE	Compact Fluorescent **26**=26W TT **32**=26W TT **42**=42W TT	LED **L30**=LED 3000K **L35**=LED 3500K **L40**=LED 4000K
NUMBER OF CIRCUITS*	**1**=1 Circuit **2**=2 Circuits	
WIRING*	**C**=Standard Circuit **B**=Battery **D**=Dimming / Step Dimming (see OPTIONS)	**E**=Emergency **Y**=Daylight **T**=Nightlight
VOLTAGE*	**120**=120V **277**=277V **347**=347V **UNV**=Universal (120V-277V)	
SIZE	**11**=1'x1'	
CEILING TYPE	**G1**=G1-Grid ceiling mount, requires additional mounting hardware by others. **CC**=CC-Concealed Ceiling mount, Corelite provides special mounting bracket.	
OPTIONS*	**AR**=Air Return **CP**=Chicago Plenum **NY**=New York City Construction **AM**=Anti-Microbial Coating	**W6**=6' Whip Flex **W12**=12' Whip Flex **SD**=Step Dimming

RECESSED

PROJECT NAME: | TYPE:

CATALOG #:

* Not all options available. Please consult your Cooper Lighting Representative for availability and technical information.

Specifications and dimensions subject to change without notice.

Z1

Recessed Direct Luminaire
General Lighting Applications
Fluorescent

Round Perf
Z1-WD

Nano Prism
Z1-WN

Linear Prismatic
Z1-WL

Micro Baffle
Z1-WB

Rectangular Perf
Z1-WG

Companion Products



Z Mini 1x1 LED

Z2 Surface Mount 2x2

Features



Air Return

Anti-Microbial Paint

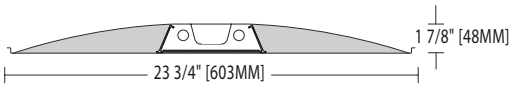

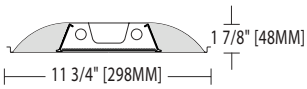

2x2 2x4 1x4 1x2

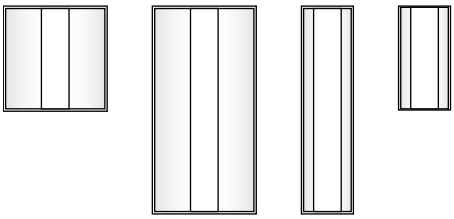

Construction Die-formed 20 gauge cold rolled steel housing and 22 Gauge pre-paint gear tray offers ballast access from below. **Center Lens Assembly** Lens assemblies positively snap to injection molded features at fixture ends for access to lamps. **Linear Prismatic Lens (WL)** High light transmission frosted prismatic acrylic lens with UV inhibitors minimizes lamp image and ensures efficient light distribution. **Micro Baffle (WB)** High light transmission clear prismatic acrylic outer lens contains injection molded acrylic inner baffle. Each component contains UV inhibitors. The lens assembly minimizes lamp image and ensures efficient light distribution. **Nano Prism (WN)** High light transmission clear acrylic outer lens contains acrylic frosted sheet inlay. Each component contains UV inhibitors. The lens assembly minimizes lamp image and ensures efficient light distribution. **Perf (WD/WG)** High light transmission clear acrylic outer lens contains acrylic frosted sheet inlay with perf pattern. Each component contains UV inhibitors. The lens assembly minimizes lamp image and ensures efficient light distribution. **Electrical** T5/T5HO fixtures use UL/CSA certified Class P, T5/T5HO program rapid start universal voltage electronic ballasts, power factor of 97% with less than 10% THD. Fixtures and electrical components certified to UL, CUL and CSA standards. **Finish** Fixtures finished with high reflectance white electrostatically applied polyester powder coat paint. **Mounting** Standard flange works with most lay-in ceiling types. Integral pry-out tabs secure luminaire to ceiling grid. Fixture offers tie-in locations for tie-wire on all corners, consult local code for appropriate tie-wire recommendations. **Concealed Ceiling Note**: Class R may be installed into inaccessible ceilings (sheet rock, wood panel, etc.) with the Metalux DFW series drywall frame-in kit, ordered separately. Specify "CC" for the Corelite Ceiling Type. 1x4-Metalux #DF-14W-U. 2x4-Metalux #DF-24W-U. 2x2-Metalux #DF-22W-U.

ORDERING INFORMATION:
SAMPLE NUMBER: Z1-WL-2N5-1C-22-120-T1

SERIES	**Z1**=Class Z1 Series Recessed (1 7/8")	
REFLECTOR	**W**=White	
SHIELDING	**B**=Micro Baffle **D**=Round Perf Inlay **G**=Rectangular Perf Inlay **L**=Linear Prismatic Lens **N**=Nano Prism Lens	
NUMBER OF LAMPS	Fluorescent **2**=2 Lamps	
LAMP TYPE	Linear Fluorescent **N5**=T5 Normal Output **T5**=T5 High Output	
NUMBER OF CIRCUITS*	**1**=1 Circuit	
WIRING*	**C**=Standard Circuit **B**=Battery **D**=Dimming / Step Dimming (see OPTIONS)	**E**=Emergency **Y**=Daylight **T**=Nightlight
VOLTAGE*	**120**=120V **277**=277V **347**=347V **UNV**=Universal (120V-277V)	
SIZE	**24**=2'x4' **22**=2'x2' **14**=1'x4' **12**=1'x2'	
CEILING TYPE	**T1**=1" Grid, Slot-Grid, 9/16" Tegular **T9**=9/16" Grid **CC**=Concealed Ceiling (see note)	
OPTIONS*	**AR**=Air Return **CP**=Chicago Plenum **NY**=New York City Construction **AM**=Anti-Microbial Coating	**W6**=6' Whip Flex **W12**=12' Whip Flex **SD**=Step Dimming

RECESSED

PROJECT NAME: TYPE:

CATALOG #:

* Not all options available. Please consult your Cooper Lighting Representative for availability and technical information.

Specifications and dimensions subject to change without notice.

Z2

Recessed Direct Luminaire
General Lighting Applications
Fluorescent

Rectangular Perf
Z2-WG

Nano Prism
Z2-WN

Linear Prismatic
Z2-WL

Micro Baffle
Z2-WB

Round Perf
Z2-WD

Companion Products



Z Mini 1x1 LED

Z2 Surface Mount 2x2

Features



Air Return

Anti-Microbial Paint

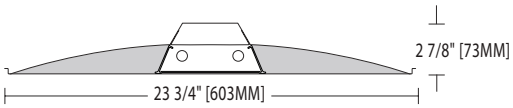

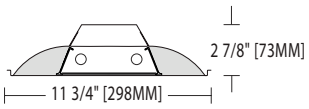

2x2 2x4 1x4 1x2

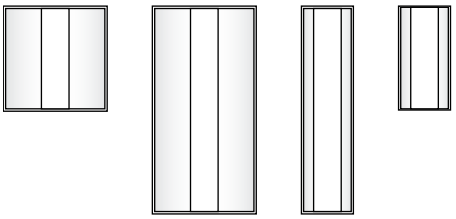

Construction Die-formed 20 gauge cold rolled steel housing and 22 Gauge pre-paint gear tray offers ballast access from below. **Center Lens Assembly** Lens assemblies positively snap to injection molded features at fixture ends for access to lamps. **Linear Prismatic Lens (WL)** High light transmission frosted prismatic acrylic lens with UV inhibitors minimizes lamp image and ensures efficient light distribution. **Micro Baffle (WB)** High light transmission clear prismatic acrylic outer lens contains injection molded acrylic inner baffle. Each component contains UV inhibitors. The lens assembly minimizes lamp image and ensures efficient light distribution. **Nano Prism (WN)** High light transmission clear acrylic outer lens contains acrylic frosted sheet inlay. Each component contains UV inhibitors. The lens assembly minimizes lamp image and ensures efficient light distribution. **Perf (WD/WG)** High light transmission clear acrylic outer lens contains acrylic frosted sheet inlay with perf pattern. Each component contains UV inhibitors. The lens assembly minimizes lamp image and ensures efficient light distribution. **Electrical** T5/T5HO fixtures use UL/CSA certified Class P, T5/T5HO program rapid start universal voltage electronic ballasts, power factor of 97% with less than 10% THD. Fixtures and electrical components certified to UL, CUL and CSA standards. **Finish** Fixtures finished with high reflectance white electrostatically applied polyester powder coat paint. **Mounting** Standard flange works with most lay-in ceiling types. Integral pry-out tabs secure luminaire to ceiling grid. Fixture offers tie-in locations for tie-wire on all corners, consult local code for appropriate tie-wire recommendations. **Concealed Ceiling Note**: Class R may be installed into inaccessible ceilings (sheet rock, wood panel, etc.) with the Metalux DFW series drywall frame-in kit, ordered separately. Specify "CC" for the Corelite Ceiling Type. 1x4-Metalux #DF-14W-U. 2x4-Metalux #DF-24W-U. 2x2-Metalux #DF-22W-U.

ORDERING INFORMATION:
SAMPLE NUMBER: Z2-WL-2N5-1C-22-120-T1

SERIES	**Z2**=Class Z2 Series Recessed (2 7/8")	
REFLECTOR	**W**=White	
SHIELDING	**B**=Micro Baffle **D**=Round Perf Inlay **G**=Rectangular Perf Inlay **L**=Linear Prismatic Lens **N**=Nano Prism Lens	
NUMBER OF LAMPS	Fluorescent **1**=1 Lamp **2**=2 Lamps **3**=3 Lamps	
LAMP TYPE	Linear Fluorescent **N5**=T5 Normal Output **T5**=T5 High Output	
NUMBER OF CIRCUITS*	**1**=1 Circuit	
WIRING*	**C**=Standard Circuit **B**=Battery **D**=Dimming / Step Dimming (see OPTIONS)	**E**=Emergency **Y**=Daylight **T**=Nightlight
VOLTAGE*	**120**=120V **277**=277V **347**=347V **UNV**=Universal (120V-277V)	
SIZE	**24**=2'x4' **22**=2'x2' **14**=1'x4' **12**=1'x2'	
CEILING TYPE	**T1**=1" Grid, Slot-Grid, 9/16" Tegular **T9**=9/16" Grid **CC**=Concealed Ceiling (see note)	
OPTIONS*	**AR**=Air Return **CP**=Chicago Plenum **NY**=New York City Construction **AM**=Anti-Microbial Coating	**W6**=6' Whip Flex **W12**=12' Whip Flex **SD**=Step Dimming

RECESSED

PROJECT NAME: | TYPE:

CATALOG #:

* Not all options available. Please consult your Cooper Lighting Representative for availability and technical information.

Specifications and dimensions subject to change without notice.

Z3

Recessed Direct Luminaire
General Lighting Applications
Fluorescent / LED

LED

Nano Prism
Z3-WN

Micro Baffle (fluorescent only)
Z3-WB

Linear Prismatic
Z3-WL

Round Perf
Z3-WD

Rectangular Perf
Z3-WG

Companion Products

Z Mini 1x1 LED

Z3 Surface Mount 2x2

Features

LED



Air Return

Anti-Microbial Paint

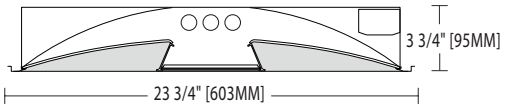

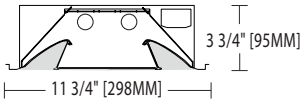

2x2 2x4 1x4 1x2

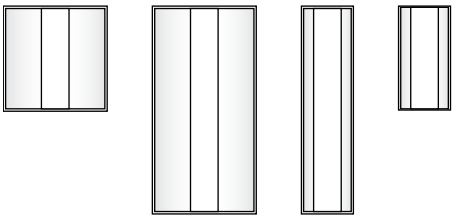

Construction Die-formed 20 gauge cold rolled steel housing with pre-paint inner reflectors and 2 acrylic side lenses secured to housing with injection molded retention features at fixture ends. **Center Lens Assembly** Lens assemblies positively snap to injection molded features at fixture ends for access to lamps. **Linear Prismatic Lens (WL)** High light transmission frosted prismatic acrylic lens with UV inhibitors minimizes lamp image and ensures efficient light distribution. **Micro Baffle (WB)** High light transmission clear prismatic acrylic outer lens contains injection molded acrylic inner baffle. Each component contains UV inhibitors. The lens assembly minimizes lamp image and ensures efficient light distribution. (fluorescent only) **Nano Prism (WN)** High light transmission clear acrylic outer lens contains acrylic frosted sheet inlay. Each component contains UV inhibitors. The lens assembly minimizes lamp image and ensures efficient light distribution. **Perf (WD/WG)** High light transmission clear acrylic outer lens contains acrylic frosted sheet inlay with perf pattern. Each component contains UV inhibitors. The lens assembly minimizes lamp image and ensures efficient light distribution. **Electrical** T5/T5HO fixtures use UL/CSA certified Class P, T5/T5HO program rapid start universal voltage electronic ballasts, power factor of 97% with less than 10% THD. CFL fixtures use UL/CSA certified Class P, CFL program rapid start and instant start universal voltage electronic ballasts, power factors between 90%-110% depending on lamp wattage and supply voltage, with less than 10% THD. T8 fixtures use UL/CSA certified Class P,265ma T8 instant start universal voltage electronic ballasts. Power factor of 95% with less than 10%THD. LED fixtures use .92 power factor UL 1310 Class 2 AC to DC driver with built-in dimming. Proprietary Integral LED lamp modules are easily replaceable in the field. Fixtures and electrical components certified to UL, CUL and CSA standards. **Finish** Fixtures finished with high reflectance white electrostatically applied polyester powder coat paint. **Mounting** Standard flange works with most lay-in ceiling types. Integral pry-out tabs secure luminaire to ceiling grid. Fixture offers tie-in locations for tie-wire on all corners, consult local code for appropriate tie-wire recommendations. **Concealed Ceiling Note**: Class R may be installed into inaccessible ceilings (sheet rock, wood panel, etc.) with the Metalux DFW series drywall frame-in kit, ordered separately. Specify "CC" for the Corelite Ceiling Type. 1x4-Metalux #DF-14W-U. 2x4-Metalux #DF-24W-U. 2x2-Metalux #DF-22W-U.

ORDERING INFORMATION:
SAMPLE NUMBER: Z3-WB-2N5-1C-22-120-T1

SERIES	Z3=Class Z3 Series Recessed (3 3/4")	
REFLECTOR	W=White	
SHIELDING	B=Micro Baffle (fluorescent only) D=Round Perf Inlay G=Rectangular Perf Inlay L=Linear Prismatic Lens N=Nano Prism Lens	
NUMBER OF LAMPS	Fluorescent 1=1 Lamp 2=2 Lamps 3=3 Lamps	LED (2x2 3500k) 1=2400 lms 2=3200 lms Preliminary data, consult factory for up to date information.
LAMP TYPE	Linear Fluorescent T8=T8 N5=T5 Normal Output T5=T5 High Output Long Compact Fluorescent (2X2) 40= 40 Watt CFL 50= 50 Watt CFL 55= 55 Watt CFL 80= 80 Watt CFL	LED (2x2) L30=LED 3000K L35=LED 3500K L40=LED 4000K
NUMBER OF CIRCUITS*	1=1 Circuit 2=2 Circuits	
WIRING*	C=Standard Circuit B=Battery D=Dimming / Step Dimming (see OPTIONS)	E=Emergency Y=Daylight T=Nightlight
VOLTAGE*	120=120V 277=277V 347=347V UNV=Universal (120V-277V)	
SIZE	24=2'x4' 22=2'x2' 14=1'x4' 12=1'x2'	
CEILING TYPE	T1=1" Grid, Slot-Grid, 9/16" Tegular T9=9/16" Grid CC=Concealed Ceiling (see note)	
OPTIONS*	AR=Air Return CP=Chicago Plenum NY=New York City Construction AM=Anti-Microbial Coating	W6=6' Whip Flex W12=12' Whip Flex SD=Step Dimming

RECESSED

PROJECT NAME:	TYPE:

CATALOG #:

* Not all options available. Please consult your Cooper Lighting Representative for availability and technical information.

Specifications and dimensions subject to change without notice.

Z mini



Recessed Direct Luminaire
General Lighting Applications
Fluorescent / LED

LED

Nano Prism
ZM-WN

Micro Baffle (CFL only)
ZM-WB

Linear Prismatic
ZM-WL

Rectangular Perf
ZM-WG

Round Perf
ZM-WD

Companion Products

Z2 1x4

Z2 Surface Mount 2x2

Features

LED

Sheetrock Recessed Mounting

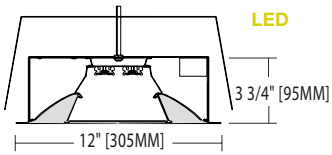

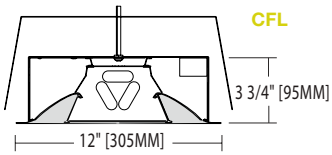

1x1

Construction Low profile housing die-formed 20 gauge cold rolled steel with integral one-piece 20 gauge gear tray. Optional welded and gasketed construction available for NY and Chicago Plenum applications. Air Return also available. **Reflectors** High reflectance white powder coat painted reflector system. **Center Lens Assembly** Lens assemblies positively snap to injection molded features at fixture ends for access to lamps. **Linear Prismatic Lens (WL)** High light transmission frosted prismatic acrylic lens with UV inhibitors minimizes lamp image and ensures efficient light distribution. Each component contains UV inhibitors. The lens assembly minimizes lamp image and ensures efficient light distribution. **Micro Baffle (WB)** High light transmission clear prismatic acrylic outer lens contains injection molded acrylic inner baffle. Each component contains UV inhibitors. The lens assembly minimizes lamp image and ensures efficient light distribution. (available for CFL only) **Nano Prism (WN)** High light transmission clear acrylic outer lens contains acrylic frosted sheet inlay. Each component contains UV inhibitors. The lens assembly minimizes lamp image and ensures efficient light distribution. **Perf (WD/WG)** High light transmission clear acrylic outer lens contains acrylic frosted sheet inlay with perf pattern. Each component contains UV inhibitors. The lens assembly minimizes lamp image and ensures efficient light distribution. **Electrical** For fixtures equipped with proprietary Cooper LED technology, modules are driven using universal voltage switch-mode LED drivers. For CFL lamping, fixtures use UL listed Class P, CFL program rapid start and instant start universal voltage electronic ballasts, power factors between 90%-110% depending on lamp wattage and supply voltage, with less than 10% THD. Fixtures and electrical components certified to UL and CUL standards. **Finish** Fixture housings are high reflectance white using electrostatically applied polyester powder coat paint. **Mounting** For concealed ceiling applications fixture utilizes integral spring mounting kit. Bar mount is supplied for standard ceiling grid applications. Integral pry-out tabs secure luminaire to ceiling grid from above. Fixture offers tie-in locations for tie-wire on all corners, consult local code for appropriate tie-wire recommendations.

ORDERING INFORMATION:
SAMPLE NUMBER: ZM-WL-2L30-1C-120-11-T1

SERIES	ZM=Class ZM Series Recessed (3 3/4")	
REFLECTOR	W=White	
SHIELDING	B=Micro Baffle (CFL only) D=Round Perf Inlay G=Rectangular Perf Inlay L=Linear Prismatic Lens N=Nano Prism Lens	
NUMBER OF LAMPS	Fluorescent 1=1 Lamp	LED (3500K) 1=1200 lms 2=2000 lms Preliminary data, consult factory for up to date information.
LAMP TYPE	Compact Fluorescent 26=26W TT 32=26W TT 42=42W TT	LED L30=LED 3000K L35=LED 3500K L40=LED 4000K
NUMBER OF CIRCUITS*	1=1 Circuit 2=2 Circuits	
WIRING*	C=Standard Circuit B=Battery D=Dimming / Step Dimming (see OPTIONS)	E=Emergency Y=Daylight T=Nightlight
VOLTAGE*	120=120V 277=277V 347=347V UNV=Universal (120V-277V)	
SIZE	11=1'x1'	
CEILING TYPE	G1=G1-Grid ceiling mount, requires additional mounting hardware by others. CC=CC-Concealed Ceiling mount, Corelite provides special mounting bracket.	
OPTIONS*	AR=Air Return CP=Chicago Plenum NY=New York City Construction AM=Anti-Microbial Coating	W6=6' Whip Flex W12=12' Whip Flex SD=Step Dimming

PROJECT NAME: | TYPE:

CATALOG #:

* Not all options available. Please consult your Cooper Lighting Representative for availability and technical information.

Specifications and dimensions subject to change without notice.

R E T R O F I T

Before

This space utilizes a "Parabolic Troffer" that contains 3-32 watt T8 lamps (87 watts adjusted for ballast factor) providing an excess of light on the work surface and a lack of light on wall surfaces. The environment has a dark appearance since the lamp source is completely shielded from wall surfaces.

After

The "Parabolic Troffers" have been retrofitted with the 80%+ efficient 2-28 watt T5 R2R's and the energy consumed per fixture has been reduced by 28 watts per fixture. Additionally, the overall quality of the environment has been improved due to the unique performance attributes of the R2R. The R2R delivers a subtle vertical lighting effect to wall surfaces creating a bright and inviting environment, while still maintaining IES recommended light levels on the work surfaces.

30% wattage reduction and improved visual comfort**

R2R

Recessed Direct Luminaire
General Lighting Applications
Fluorescent

Linear Prismatic
R2R-WL





Companion Products



R Mini 1x1 LED

R2 Surface Mount 2x2

Class RS

Features

Captive Hardware



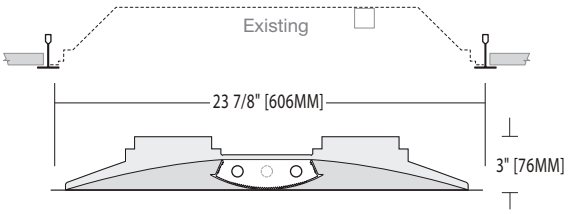

2x2 2x4

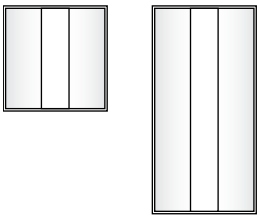

Ballast-Bracket Assembly The Class R2R Retrofit Ballast-Bracket assembly is a fully tested electro-mechanical assembly that consists of 2 pre-paint white 20 gauge steel mounting brackets pre-wired to factory installed sockets and an electronic ballast. Low depth brackets (3" height) allow for installation into both louvered "Parabolics" and shallow 3" "Troffers". Prior to installation the existing ballast, lens/louver frame, ballast covers, and socket trays must be removed from the existing fixture. Then Ballast-Bracket assembly is adhered to the existing luminaire body via PSA (pressure sensitive adhesive). The ballast adhesive temporarily holds the ballast-bracket assembly into place so that the installer can grab his drill and accurately drive the captive screws into the existing housing. Next each mounting bracket is installed onto either end of the existing luminaire and connected to existing luminaire body via proprietary captive self-drilling screws. All hardware is zinc plated. **Reflectors** Powder coat painted matte white .020" thick one piece reflector mounts to ballast bracket assembly via 2 captive self-drilling screws. The flat reflector design contorts into signature Class R lens reflector shape via integral curved injection molded rail on the Ballast-Bracket assembly. The reflector seals the luminaire creating a UL listed electrical splice compartment. **Lens** Luminaire lens is UV resistant acrylic with an optically designed prism structure that diffuses lamp image and provides high light transmission and high luminaire efficiency (80%+). **Electrical** T5/T5HO fixtures use UL listed Class P program rapid start universal voltage electronic ballasts with pre-installed quick disconnect. Standard ballast factor of 1.0 and Power Factor of 98% with less than 10% THD.

ORDERING INFORMATION:
SAMPLE NUMBER: R2R-WL-2N5-1C-120-22-T1

SERIES	**R2R**=R2R Series Recessed Retrofit (3")
REFLECTOR	**W**=White
SHIELDING	**L**=Linear Prismatic Lens
NUMBER OF LAMPS	Fluorescent **1**=1 Lamp **2**=2 Lamps **3**=3 Lamps
LAMP TYPE	Linear Fluorescent **N5**=T5 Normal Output **T5**=T5 High Output
NUMBER OF CIRCUITS*	**1**=1 Circuit **2**=2 Circuits
WIRING*	**C**=Standard Circuit
VOLTAGE*	**120**=120V **277**=277V **347**=347V **UNV**=Universal (120V-277V)
SIZE	**24**=2'x4' **22**=2'x2'
CEILING TYPE	**T1**=1" Grid, Slot-Grid, 9/16" Tegular
OPTIONS*	**SD**=Step Dimming

RETROFIT

PROJECT NAME: | TYPE:

CATALOG #:

* Not all options available. Please consult your Cooper Lighting Representative for availability and technical information.
Specifications and dimensions subject to change without notice.

S U R F A C E

R2

Surface Mounted Direct Luminaire
General Lighting Applications
Fluorescent

Micro Baffle
R2-WB



Linear Prismatic
R2-WL



Rectangular Perf
R2-WG



Round Perf
R2-WD

Companion Products



R Mini 1x1 LED

R2 Recessed 2x2



R2R Retrofit

Features



Surface Mount Frame

Anti-Microbial Paint

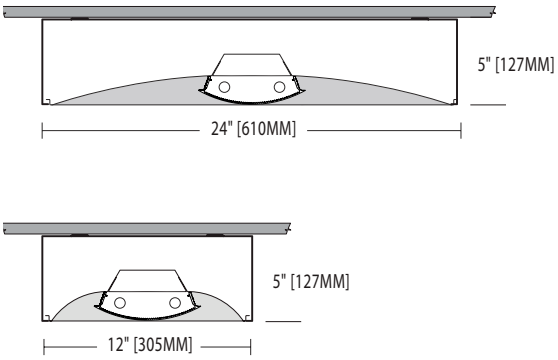

2x2 2x4 1x4

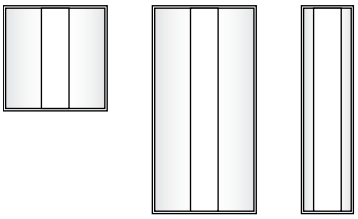

Construction Die-formed 20 gauge cold rolled steel housing and 22 Gauge pre-paint gear tray offers ballast access from below. Surface mount frame is powder coat painted formed cold rolled 20 gauge steel. **Lens Assembly** Lens assemblies positively snap to injection molded features at fixture ends for access to lamps. **Linear Prismatic Lens (WL)** High light transmission frosted prismatic acrylic lens with UV inhibitors minimizes lamp image and ensures efficient light distribution. **Micro Baffle (WB)** High light transmission clear prismatic acrylic outer lens contains injection molded acrylic inner baffle. Each component contains UV inhibitors. The lens assembly minimizes lamp image and ensures efficient light distribution. **Perf (WD/WG)** High light transmission clear acrylic outer lens contains acrylic frosted sheet inlay with perf pattern. Each component contains UV inhibitors. The lens assembly minimizes lamp image and ensures efficient light distribution. **Electrical** T5/T5HO fixtures use UL/CSA certified Class P, T5/T5HO program rapid start universal voltage electronic ballasts, power factor of 97% with less than 10% THD. C Fixtures and electrical components certified to UL, CUL and CSA standards. **Finish** Fixtures finished with high reflectance white electrostatically applied polyester powder coat paint. **Mounting** Surface mount frame is shipped separately and is required to be mounted to building structure. Standard recessed unit fits into surface mount assembly through side of unit by removing end plates.

ORDERING INFORMATION:
SAMPLE NUMBER: R2-WL-2N5-1C-22-120-SU

SERIES	**R2**=R Series (5") Surface Mount	
REFLECTOR	**W**=White	
SHIELDING	**B**=Micro Baffle **D**=Round Perf Inlay **G**=Rectangular Perf Inlay **L**=Linear Prismatic Lens	
NUMBER OF LAMPS	Fluorescent **1**=1 Lamp **2**=2 Lamps **3**=3 Lamps	
LAMP TYPE	Linear Fluorescent **N5**=T5 Normal Output **T5**=T5 High Output	
NUMBER OF CIRCUITS*	**1**=1 Circuit **2**=2 Circuits	
WIRING*	**C**=Standard Circuit **B**=Battery **D**=Dimming / Step Dimming (see OPTIONS)	**E**=Emergency **Y**=Daylight **T**=Nightlight
VOLTAGE*	**120**=120V **277**=277V **347**=347V **UNV**=Universal (120V-277V)	
SIZE	**24**=2'x4' **22**=2'x2' **14**=1'x4'	
MOUNTING	**SU**=Surface Mount	
OPTIONS*	**SD**=Step Dimming	

SURFACE

PROJECT NAME: TYPE:

CATALOG #:

* Not all options available. Please consult your Cooper Lighting Representative for availability and technical information.
Specifications and dimensions subject to change without notice.

R3

Surface Mounted Direct Luminaire
General Lighting Applications
Fluorescent / LED

LED

Nano Prism
R3-WN

Linear Prismatic
R3-WL

Micro Baffle (fluorescent only)
R3-WB



Rectangular Perf
R3-WG

Round Perf
R3-WD

Companion Products



R Mini 1x1 LED

R3 Recessed 2x2

Features

LED



Surface Mount Frame

Anti-Microbial Paint

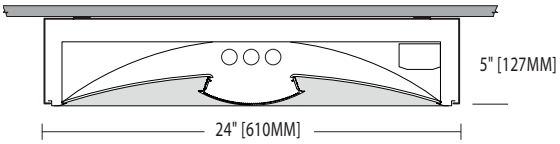

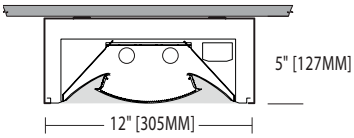

2x2 2x4 1x4

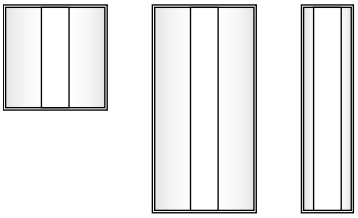

Construction Die-formed 20 gauge cold rolled steel housing with pre-paint inner reflectors and 2 acrylic side lenses secured to housing with injection molded retention features at fixture ends. Surface mount frame is powder coat painted formed cold rolled 20 gauge steel. **Center Lens Assembly** Lens assemblies positively snap to injection molded features at fixture ends for access to lamps. **Linear Prismatic Lens (WL)** High light transmission frosted prismatic acrylic lens with UV inhibitors minimizes lamp image and ensures efficient light distribution. **Micro Baffle (WB)** High light transmission clear prismatic acrylic outer lens contains injection molded acrylic inner baffle. Each component contains UV inhibitors. The lens assembly minimizes lamp image and ensures efficient light distribution. (available for fluorescent only) **Nano Prism (WN)** High light transmission clear acrylic outer lens contains acrylic frosted sheet inlay. Each component contains UV inhibitors. The lens assembly minimizes lamp image and ensures efficient light distribution. **Perf (WD/WG)** High light transmission clear acrylic outer lens contains acrylic frosted sheet inlay with perf pattern. Each component contains UV inhibitors. The lens assembly minimizes lamp image and ensures efficient light distribution. **Electrical** T5/T5HO fixtures use UL/CSA certified Class P, T5/T5HO program rapid start universal voltage electronic ballasts, power factor of 97% with less than 10% THD. CFL fixtures use UL/CSA certified Class P, CFL program rapid start and instant start universal voltage electronic ballasts, power factors between 90%-110% depending on lamp wattage and supply voltage, with less than 10% THD. T8 fixtures use UL/CSA certified Class P,265ma T8 instant start universal voltage electronic ballasts. Power factor of 95% with less than 10%THD. LED fixtures use .92 power factor UL 1310 Class 2 AC to DC driver with built-in dimming. Proprietary Integral LED lamp modules are easily replaceable in the field. Fixtures and electrical components certified to UL, CUL and CSA standards. **Finish** Fixtures finished with high reflectance white electrostatically applied polyester powder coat paint. **Mounting** Surface mount frame is shipped separately and is required to be mounted to building structure. Standard recessed unit fits into surface mount assembly through side of unit by removing end plates.

ORDERING INFORMATION:
SAMPLE NUMBER: R3-WL-2N5-1C-22-120-SU

SERIES	R3=R Series (5") Recessed	
REFLECTOR	W=White	
SHIELDING	B=Micro Baffle (fluorescent only) D=Round Perf Inlay G=Rectangular Perf Inlay L=Linear Prismatic Lens N=Nano Prism Lens	
NUMBER OF LAMPS	Fluorescent 1=1 Lamp 2=2 Lamps 3=3 Lamps	LED (2x2 3500k) 1=2400 lms 2=3200 lms Preliminary data, consult factory for up to date information.
LAMP TYPE	Linear Fluorescent T8=T8 N5=T5 Normal Output T5=T5 High Output Long Compact Fluorescent (2X2) 40= 40 Watt CFL 50= 50 Watt CFL 55= 55 Watt CFL 80= 80 Watt CFL	LED (2x2) L30=LED 3000K L35=LED 3500K L40=LED 4000K
NUMBER OF CIRCUITS*	1=1 Circuit 2=2 Circuits	
WIRING*	C=Standard Circuit B=Battery D=Dimming / Step Dimming (see OPTIONS)	E=Emergency Y=Daylight T=Nightlight
VOLTAGE*	120=120V 277=277V 347=347V UNV=Universal (120V-277V)	
SIZE	24=2'x4' 22=2'x2' 14=1'x4'	
MOUNTING	SU=Surface Mount	
OPTIONS*	SD=Step Dimming	

SURFACE

PROJECT NAME: | TYPE:

CATALOG #:

* Not all options available. Please consult your Cooper Lighting Representative for availability and technical information.

Specifications and dimensions subject to change without notice.

RAP



Surface Mounted Direct Luminaire
General Lighting Applications
Fluorescent

Micro Baffle
RB-WB

Linear Prismatic
RB-WL



Rectangular Perf
RB-WG

Round Perf
RB-WD

Companion Products



R Mini 1x1 LED



R2 Recessed 2x2

R2 Surface Mount 2x2



R2R Retrofit

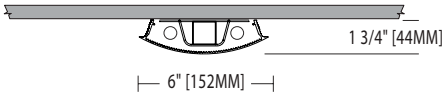

4'



Construction Die-formed 20 gauge cold rolled steel body and 22 Gauge pre-paint gear tray offers ballast access from below. **Lens Assembly** Lens assemblies positively snap to injection molded features at fixture ends for access to lamps. **Linear Prismatic Lens (WL)** High light transmission frosted prismatic acrylic lens with UV inhibitors minimizes lamp image and ensures efficient light distribution. **Micro Baffle (WB)** High light transmission clear prismatic acrylic outer lens contains injection molded acrylic inner baffle. Each component contains UV inhibitors. The lens assembly minimizes lamp image and ensures efficient light distribution. **Perf (WD/WG)** High light transmission clear acrylic outer lens contains acrylic frosted sheet inlay with perf pattern. Each component contains UV inhibitors. The lens assembly minimizes lamp image and ensures efficient light distribution. **Electrical** T5/T5HO fixtures use UL/CSA certified Class P, T5/T5HO program rapid start universal voltage electronic ballasts, power factor of 97% with less than 10% THD. C Fixtures and electrical components certified to UL, CUL and CSA standards. **Finish** Fixtures finished with high reflectance white electrostatically applied polyester powder coat paint. **Mounting** Fixture body mounts to building structure with contractor supplied hardware.

ORDERING INFORMATION:
SAMPLE NUMBER: RB-WL-2N5-1C-120-T1

SERIES	**RB**=Rap Surface Mount	
OPTICS UP	**W**=White	
SHIELDING	**B**=Micro Baffle **D**=Round Perf Inlay **G**=Rectangular Perf Inlay **L**=Linear Prismatic Lens	
NUMBER OF LAMPS	Fluorescent **2**=2 Lamps	
LAMP TYPE	Linear Fluorescent **N5**=T5 Normal Output **T5**=T5 High Output	
NUMBER OF CIRCUITS*	**1**=1 Circuit **2**=2 Circuits	
WIRING*	**C**=Standard Circuit **B**=Battery **D**=Dimming / Step Dimming (see OPTIONS)	**E**=Emergency **Y**=Daylight **T**=Nightlight
VOLTAGE*	**120**=120V **277**=277V **347**=347V **UNV**=Universal (120V-277V)	
MOUNTING	**SU-JB**=Surface Mount	
OPTIONS*	**SD**=Step Dimming	

SURFACE

PROJECT NAME: | TYPE:

CATALOG #:

* Not all options available. Please consult your Cooper Lighting Representative for availability and technical information.
Specifications and dimensions subject to change without notice.

Z2

Surface Mounted Direct Luminaire
General Lighting Applications
Fluorescent

Micro Baffle
Z2-WB

Nano Prism
Z2-WN

Linear Prismatic
Z2-WL

Rectangular Perf
Z2-WG

Round Perf
Z2-WD

Companion Products

Z Mini 1x1 LED



Z2 Recessed 2x2

Features



Surface Mount Frame

Anti-Microbial Paint

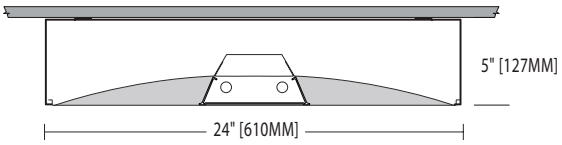

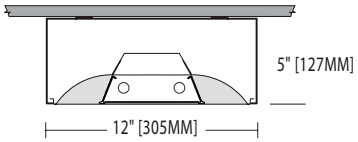

2x2 2x4 1x4

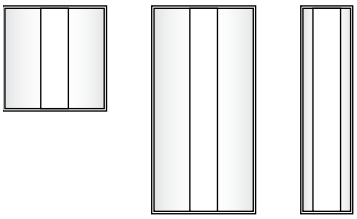

Construction Die-formed 20 gauge cold rolled steel housing and 22 Gauge pre-paint gear tray offers ballast access from below. Surface mount frame is powder coat painted formed cold rolled 20 gauge steel. **Lens Assembly** Lens assemblies positively snap to injection molded features at fixture ends for access to lamps. **Linear Prismatic Lens (WL)** High light transmission frosted prismatic acrylic lens with UV inhibitors minimizes lamp image and ensures efficient light distribution. **Micro Baffle (WB)** High light transmission clear prismatic acrylic outer lens contains injection molded acrylic inner baffle. Each component contains UV inhibitors. The lens assembly minimizes lamp image and ensures efficient light distribution. **Nano Prism (WN)** High light transmission clear acrylic outer lens contains acrylic frosted sheet inlay. Each component contains UV inhibitors. The lens assembly minimizes lamp image and ensures efficient light distribution. **Perf (WD/WG)** High light transmission clear acrylic outer lens contains acrylic frosted sheet inlay with perf pattern. Each component contains UV inhibitors. The lens assembly minimizes lamp image and ensures efficient light distribution. **Electrical** T5/T5HO fixtures use UL/CSA certified Class P, T5/T5HO program rapid start universal voltage electronic ballasts, power factor of 97% with less than 10% THD. C Fixtures and electrical components certified to UL, CUL and CSA standards. **Finish** Fixtures finished with high reflectance white electrostatically applied polyester powder coat paint. **Mounting** Surface mount frame is shipped separately and is required to be mounted to building structure. Standard recessed unit fits into surface mount assembly through side of unit by removing end plates.

ORDERING INFORMATION:
SAMPLE NUMBER: Z2-WL-2N5-1C-22-120-SU

SERIES	**Z2**=RZ Series (5") Surface Mount	
REFLECTOR	**W**=White	
SHIELDING	**B**=Micro Baffle **D**=Round Perf Inlay **G**=Rectangular Perf Inlay **L**=Linear Prismatic Lens **N**=Nano Prism Lens	
NUMBER OF LAMPS	Fluorescent **1**=1 Lamp **2**=2 Lamps **3**=3 Lamps	
LAMP TYPE	Linear Fluorescent **N5**=T5 Normal Output **T5**=T5 High Output	
NUMBER OF CIRCUITS*	**1**=1 Circuit **2**=2 Circuits	
WIRING*	**C**=Standard Circuit **B**=Battery **D**=Dimming / Step Dimming (see OPTIONS)	**E**=Emergency **Y**=Daylight **T**=Nightlight
VOLTAGE*	**120**=120V **277**=277V **347**=347V **UNV**=Universal (120V-277V)	
SIZE	**24**=2'x4' **22**=2'x2' **14**=1'x4'	
MOUNTING	**SU**=Surface Mount	
OPTIONS*	**SD**=Step Dimming	

SURFACE

PROJECT NAME: | TYPE:

CATALOG #:

* Not all options available. Please consult your Cooper Lighting Representative for availability and technical information.
Specifications and dimensions subject to change without notice.

Z3

Surface Mounted Direct Luminaire
General Lighting Applications
Fluorescent / LED

LED

Nano Prism
Z3-WN

Micro Baffle (fluorescent only)
Z3-WB

Linear Prismatic
Z3-WL

Rectangular Perf
Z3-WG

Round Perf
Z3-WD

Companion Products

Z Mini 1x1 LED



Z3 Recessed 2x2

Features

LED



Surface Mount Frame

Anti-Microbial Paint

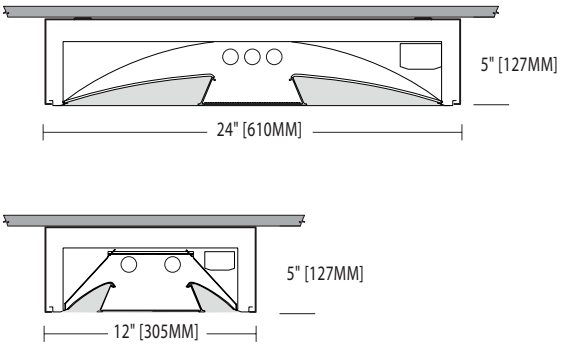

2x2 2x4 1x4

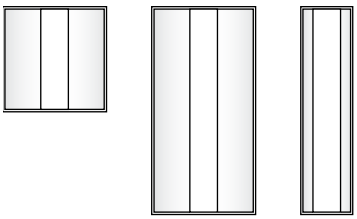

Construction Die-formed 20 gauge cold rolled steel housing with pre-paint inner reflectors and 2 acrylic side lenses secured to housing with injection molded retention features at fixture ends. Surface mount frame is powder coat painted formed cold rolled 20 gauge steel. **Center Lens Assembly** Lens assemblies positively snap to injection molded features at fixture ends for access to lamps. **Linear Prismatic Lens (WL)** High light transmission frosted prismatic acrylic lens with UV inhibitors minimizes lamp image and ensures efficient light distribution. **Micro Baffle (WB)** High light transmission clear prismatic acrylic outer lens contains injection molded acrylic inner baffle. Each component contains UV inhibitors. The lens assembly minimizes lamp image and ensures efficient light distribution. (available for fluorescent only) **Nano Prism (WN)** High light transmission clear acrylic outer lens contains acrylic frosted sheet inlay. Each component contains UV inhibitors. The lens assembly minimizes lamp image and ensures efficient light distribution. **Perf (WD/WG)** High light transmission clear acrylic outer lens contains acrylic frosted sheet inlay with perf pattern. Each component contains UV inhibitors. The lens assembly minimizes lamp image and ensures efficient light distribution. **Electrical** T5/T5HO fixtures use UL/CSA certified Class P, T5/T5HO program rapid start universal voltage electronic ballasts, power factor of 97% with less than 10% THD. CFL fixtures use UL/CSA certified Class P, CFL program rapid start and instant start universal voltage electronic ballasts, power factors between 90%-110% depending on lamp wattage and supply voltage, with less than 10% THD. T8 fixtures use UL/CSA certified Class P,265ma T8 instant start universal voltage electronic ballasts. Power factor of 95% with less than 10%THD. LED fixtures use .92 power factor UL 1310 Class 2 AC to DC driver with built-in dimming. Proprietary Integral LED lamp modules are easily replaceable in the field. Fixtures and electrical components certified to UL, CUL and CSA standards. **Finish** Fixtures finished with high reflectance white electrostatically applied polyester powder coat paint. **Mounting** Surface mount frame is shipped separately and is required to be mounted to building structure. Standard recessed unit fits into surface mount assembly through side of unit by removing end plates.

ORDERING INFORMATION:
SAMPLE NUMBER: Z3-WL-2N5-1C-22-120-SU

SERIES	**Z3**=RZ Series (5") Surface Mount	
REFLECTOR	**W**=White	
SHIELDING	**B**=Micro Baffle (fluorescent only) **D**=Round Perf Inlay **G**=Rectangular Perf Inlay **L**=Linear Prismatic Lens **N**=Nano Prism Lens	
NUMBER OF LAMPS	Fluorescent **1**=1 Lamp **2**=2 Lamps **3**=3 Lamps	LED (2x2 3500k) **1**=2400 lms **2**=3200 lms Preliminary data, consult factory for up to date information.
LAMP TYPE	Linear Fluorescent **T8**=T8 **N5**=T5 Normal Output **T5**=T5 High Output Long Compact Fluorescent (2X2) **40**= 40 Watt CFL **50**= 50 Watt CFL **55**= 55 Watt CFL **80**= 80 Watt CFL	LED (2x2) **L30**=LED 3000K **L35**=LED 3500K **L40**=LED 4000K
NUMBER OF CIRCUITS*	**1**=1 Circuit **2**=2 Circuits	
WIRING*	**C**=Standard Circuit **B**=Battery **D**=Dimming / Step Dimming (see OPTIONS)	**E**=Emergency **Y**=Daylight **T**=Nightlight
VOLTAGE*	**120**=120V **277**=277V **347**=347V **UNV**=Universal (120V-277V)	
SIZE	**24**=2'x4' **22**=2'x2' **14**=1'x4'	
MOUNTING	**SU**=Surface Mount	
OPTIONS*	**SD**=Step Dimming	

SURFACE

PROJECT NAME: TYPE:

CATALOG #:

* Not all options available. Please consult your Cooper Lighting Representative for availability and technical information.
Specifications and dimensions subject to change without notice.

Corelite™

A leader in energy efficient lighting solutions for general lighting applications

Corelite specializes in the design and manufacture of fluorescent and LED general lighting systems for interior work environments. Each Corelite system has been designed to seamlessly integrate into nearly any architectural surface and feature without calling attention to the lamp source while efficiently delivering light to both architectural features and work surfaces.

What makes Corelite unique is it's ability to deliver industry leading quality architectural lighting products in a 2-3 week lead time which is very uncommon in the customizable architectural products market. Additionally, Corelite's approach to luminaire design includes the integration of innovative design features that simplify the installation process for reduced labor cost and complexity.

The entire Corelite portfolio is backed by 175 years worth of expertise by Cooper Industries, a worldwide leader in lighting and electrical products.

SUSPENDED

WALL MOUNT



RECESSED



RETROFIT

SURFACE MOUNT



COVE LIGHTING



SMART ENVIRONMENTS



CUSTOM



Corelite
4675 Holly Street
Denver, Colorado 80216

P: 303-393-1522
F: 303-393-1477

Cooper Lighting
Customer First Center
1121 Highway 74 South
Peachtree City, GA 30269

P: 770-486-4800
F: 770-486-4801

www.cooperlighting.com

International Sales, USA
Cooper Lighting
1121 Highway 74 South
Peachtree City, GA 30269

P: 770-486-4800
F: 770-486-4801

Canada
Cooper Lighting
5925 McLaughlin Road
Mississauga, Ontario L5R 1B8

P: 905-507-4000
F: 905-568-7049

The Cooper Lighting Family
Halo
Metalux
Lumark
Sure-Lites
Neo-Ray
Corelite
Portfolio
Iris
Shaper
io
Lumière
Invue
McGraw-Edison
Streetworks
Fail-Safe
MWS
DLS
RSA
Ametrix

Domestic Facilities
Cranbury, New Jersey
Elk Grove Village, Illinois
Irving, Texas
Ontario, California
Peachtree City, Georgia

Canadian Facilities
Calgary, Alberta T2E 7V9

Cooper Lighting and Corelite logos are valuable trademarks of Cooper Industries in the United States and other countries.
You are not permitted to use the Cooper Trademarks without the prior written consent of Cooper Industries.

Cooper Industries, Ltd.
600 Travis, Ste. 5800
Houston, TX 77002-1001
P: 713-209-8400
www.cooperindustries.com

ADE101850

Printed in USA